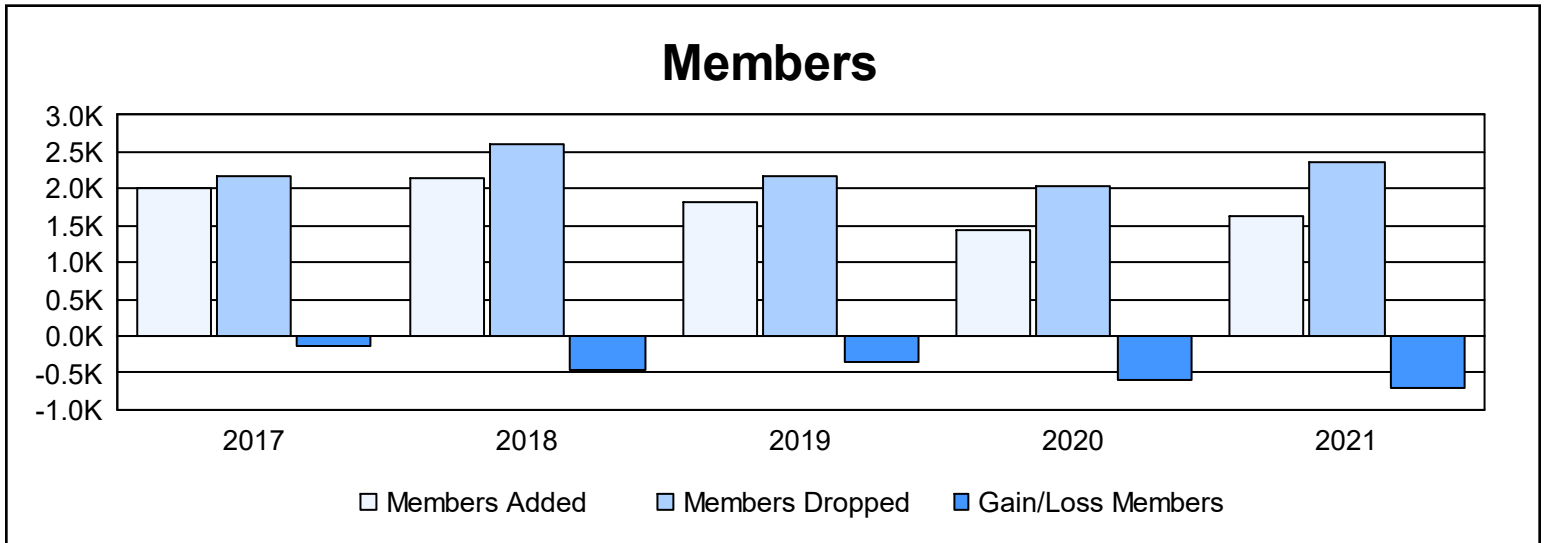
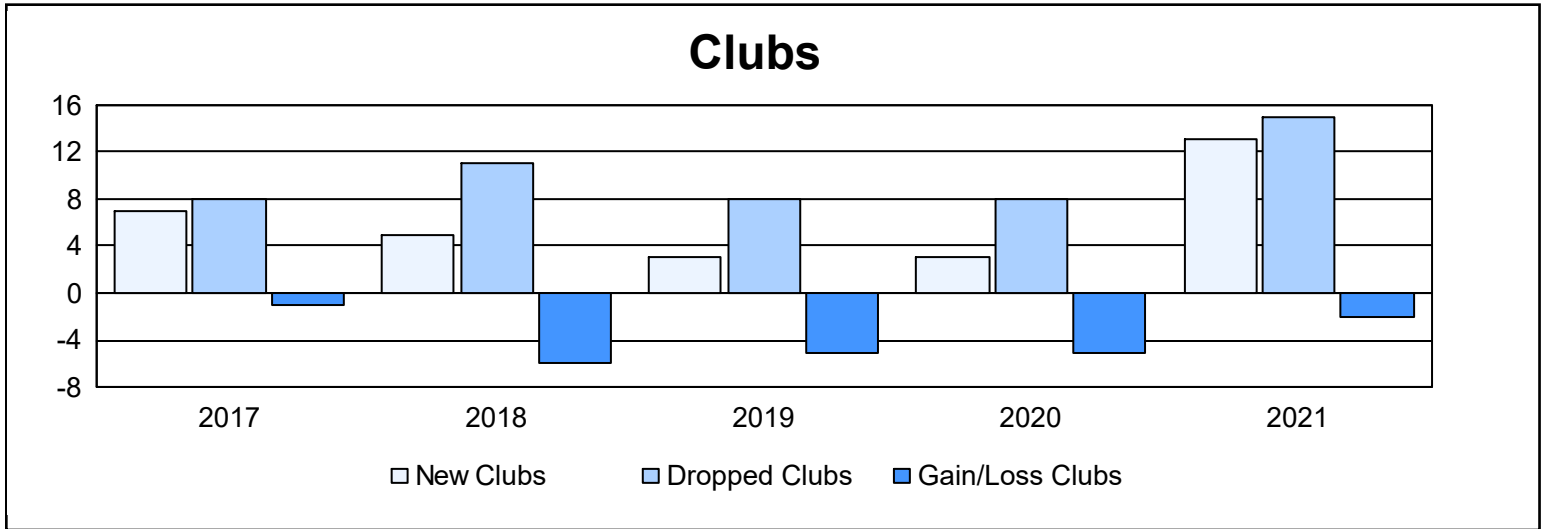
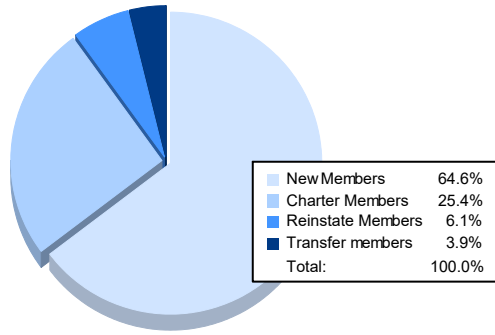


Year	New Clubs	Dropped Clubs	Gain/ Loss Clubs	New Members	Charter Members	Reinstate Members	Transfer Members	Total Member Added	Total Members Dropped	Gain/ Loss Members
2016-2017	7	8	-1	1,662	190	68	92	2,012	2,158	-146
2017-2018	5	11	-6	1,783	137	96	119	2,135	2,608	-473
2018-2019	3	8	-5	1,549	96	73	113	1,831	2,176	-345
2019-2020	3	8	-5	1,202	85	62	89	1,438	2,038	-600
2020-2021	13	15	-2	1,057	415	100	63	1,635	2,354	-719
<b>Average</b>	<b>6</b>	<b>10</b>	<b>-4</b>	<b>1,451</b>	<b>185</b>	<b>80</b>	<b>95</b>	<b>1,810</b>	<b>2,267</b>	<b>-457</b>



### Membership Composition June 2021 Cumulative



### Gender Composition June 2021 Cumulative

